

Bayer 

# ADVANCED GARDEN™

**POWER FORCE™**  
KILLS BUGS FAST

## Multi-Insect Killer CONCENTRATE

▶ **Kills on Contact**

▶ **Results  
GUARANTEED**

▶ **Use on  
lawns,  
flowers,  
shrubs,  
and  
vegetables**



Active Ingredient:  
Cyfluthrin ..... 0.75%  
Other Ingredients ..... 99.25%

**KEEP OUT OF REACH OF CHILDREN**  
**CAUTION** See back panel booklet for ingredients  
and precautionary statements  
**FOR OUTDOOR RESIDENTIAL USE ONLY**


909905 R.2

**NET CONTENTS 32 FL OZ (946mL)**

READ THE LABEL FIRST!

## QUICK FACTS

- Kills Pests Outdoors Before They Come Inside
- Apply With Most Common Garden Sprayers
- Easy, Accurate Measuring & Mixing

<b>KILLS</b>	Ants, Fleas, Spiders, Ticks, and other listed pests.
<b>COVERAGE</b>	Ornamental Application: Makes up to 64 gallons of spray Lawn Application: Covers 5,333 sq. ft.
<b>WHERE TO USE</b>	Lawns, Ground Covers, Flowers, Shrubs, Trees, Vegetables & Around Homes
<b>WHEN TO USE</b>	When insects or damage first appear
<b>HOW MUCH TO USE</b>	Dilute 1/2 fl. oz. (1 Tablespoon) per gallon of water For lawn pests, dilute 3 fl. oz. per gallon
	For questions or comments, call toll-free 1-877-BayerAG or visit us on-line at <a href="http://www.BayerAdvanced.com">www.BayerAdvanced.com</a>

### INGREDIENTS

#### ACTIVE INGREDIENT:

Cyfluthrin ..... 0.75%

OTHER INGREDIENTS\* ..... 99.25%  
100.00%

\*Other ingredients include: Water, organic solvent (less than 3%, to dissolve the active ingredient for mixing) and surfactants (to keep the active ingredient dispersed in water).

EPA Reg. No. 3125-502-72155


EPA Est. No. indicated by 2nd and 3rd digits of the batch number on this package.  
(65) = 432-TX-1 (39) = 58996-MO-1  
(01) = 3125-MO-1 (84) = 1386-OH-1



## DIRECTIONS FOR USE

It is a violation of Federal Law to use this product in a manner inconsistent with its labeling.


For best results, read and follow all label directions.

<b>BEFORE YOU USE</b> Read and follow these directions when using:	<ul style="list-style-type: none"> <li>• Apply the product to flowering plants during early morning or late evening, when bees are not present.</li> <li>• Do not spray the product into fish pools, ponds, streams, or lakes.</li> <li>• Remove animal feeding dishes prior to application. Keep children and pets away from treated areas until the spray has dried.</li> </ul>
<b>HOW TO USE</b>	Shake well before using.
<b>WHEN TO USE</b>	Spray when insects or damage first appear.
<b>MIXING AND MEASURING</b>	SEE SPRAYER TYPES
<b>HOW MUCH TO USE</b>	Dilute 1/2 fl. oz. (1 Tbsp.) per gallon of water. Lawns: 3 fl. oz. per gallon.
<b>HOW TO SPRAY</b>	Adjust nozzle on your sprayer to desired spray pattern. Hold sprayer about 12 inches from foliage. Spray leaves and tender new shoots. To kill insects that may hide, spray the underside of the leaves. Apply until leaves are evenly coated with spray, but not dripping. 

## HOUSEHOLD NUISANCE PESTS OUTDOORS

### PESTS

Ants, Boxelder Bugs, Clover Mites, Cockroaches, Crickets, Earwigs, Flies, Midges, Mosquitoes, Pillbugs, Sowbugs, Spiders, Wasps

<b>HOW TO APPLY</b>	Spray thoroughly beneath shrubs, around house foundation and in nearby tall grass or weeds. Cover evenly. Adjust sprayer nozzle to a coarse spray to reach down into tall grass. 1 gallon of spray treats 1,000 sq. ft. 
---------------------	---

## FLOWERS, TREES, SHRUBS, GROUND COVERS

### PESTS


Aphids, Bagworms, Boxelder Bugs, Clover Mites, Elm Leaf Beetles, Grasshoppers, Gypsy Moth Larvae, Japanese Beetles (adults), Lacebugs, Leaf-feeding Caterpillars, Leaf-feeding Beetles, Leafhoppers, Mealybugs, Pillbugs, Scales (crawlers only).

(continued)

## FLOWERS, TREES, SHRUBS, GROUND COVERS (cont'd)

### PESTS (cont'd)

Spittlebugs, Thrips, Whiteflies

<b>HOW TO APPLY</b>	Spray foliage, tender new shoots and the underside of leaves thoroughly. To kill insects that hide, spray the underside of the leaves. Apply until leaves are evenly coated with spray droplets, but not dripping. 
---------------------	--

## VEGETABLES

### CARROTS RADISHES SWEET CORN TOMATOES

No waiting. You may spray up to day of harvest. Do not spray more than 5 times per season.

### PESTS

Amyworms, Aster Leafhoppers, Cabbage Looper, Carrot Weevils, Chinchbugs, Colorado Potato Beetles, Corn Borers, Corn Earworms, Corn Rootworm (adults), Cutworms, Flea Beetles, Grasshoppers, Leafminers, Potato Aphids, Sinkbugs, Tomato Fruitworms, Tomato Hornworms, Tomato Pinworms, Western Flower Thrips

### PEPPERS

After spraying, wait 7 days before harvest. Do not spray more than 6 times per season.

### PESTS


Amyworms, Cabbage Looper, Celery Leaf Tiers, Corn Borers, Corn Earworms, Garden Webworms, Leafminers, Pepper Weevils, Potato Leafhoppers, Thrips

### SUNFLOWERS

After spraying, wait 30 days before harvest. Do not spray more than 3 times per season.

### PESTS

Banded Sunflower Moths, Budmoths, Cutworms, Grasshoppers, Head Clipper Weevils, Midges, Seed Weevils, Stem Weevil (adults), Sunflower Beetles, Sunflower Moths


<b>HOW TO APPLY</b>	Spray foliage, tender new shoots and the underside of leaves thoroughly. To kill insects that hide, spray the underside of the leaves. Apply until leaves are evenly coated with spray droplets, but not dripping. 
---------------------	--

## LAWN PESTS - 3 fl. oz. per gallon of water (covers 500 sq. ft.)




### PESTS

Ants, Armyworms, Bluegrass Billbugs (adults), Chiggers, Chinchbugs, Crickets, Cutworms, Earwigs, Fire Ants, Fleas, Grasshoppers, Hyperodes Weevils (adults), Japanese Beetles (adults), Mole Crickets, Sod Webworms (lawn moths), Ticks (including deer ticks)

<b>HOW TO APPLY</b>	Use a hose-end sprayer according to sprayer directions. The goal is to have large droplets and enough spray to penetrate the lawn and reach the soil. Do not mow for one day after application.
---------------------	---

	Children and pets may re-enter the treated area after spray has dried.
---	--

## SPRAYER TYPE - Mixing and Measuring

<b>FOR PUMP STYLE TANK SPRAYERS</b>	To make one gallon of spray: 1. Pour 1/2 fl. oz. (1 tablespoon) of the liquid concentrate. 2. Dilute with 1 gallon of water. 3. Close sprayer and shake well before applying. 
<b>FOR DIAL-STYLE HOSE-END SPRAYERS</b>	Dilution rate: 1/2 fl. oz. per gallon Lawns: 3 fl. oz. per gallon (1 tablespoon = 1/2 fl. oz.) 1. Fill sprayer jar with enough concentrate to cover area to be treated. 2. Close sprayer and set dial. 3. Attach sprayer to hose and apply. 4. To avoid contact with the treated area, begin by spraying area farthest from faucet walking backwards as you spray. 
<b>FOR CONCENTRATE PLUS WATER HOSE-END SPRAYERS</b>	Dilution rate: 1/2 fl. oz. per gallon Lawns: 3 fl. oz. per gallon (1 tablespoon = 1/2 fl. oz.) 1. Pour concentrate into sprayer jar to the required fluid ounce level. 2. Add the appropriate amount of water to the gallons level. 3. Replace sprayer top and shake well before applying. 4. To avoid contact with the treated area, begin by spraying area farthest from faucet walking backwards as you spray. 

## FOR BEST RESULTS

Do not water the foliage within one hour after applying. To avoid serious damage to plants, eliminate pests early in the season before they multiply.

## IMPORTANT- Directions for Storage and Disposal

<b>STORAGE CONDITIONS</b>	Store in original container in a cool, dry place, out of the reach of children, preferably a locked storage cabinet. Protect from freezing.
<b>DISPOSAL</b>	<ul style="list-style-type: none"> <li>• Do not reuse empty container.</li> <li>• Rinse the empty product container thoroughly.</li> <li>• Include rinse water in application.</li> <li>• Place container in trash.</li> </ul>
<b>Important:</b>	It is best to use all of the product in accordance with label directions. If it is necessary to dispose of unused product, please follow any applicable state or local guidelines.



**POWERFORCE™**  
KILLS BUGS FAST

**Multi-Insect Killer**  
CONCENTRATE

*Bayer Advanced Garden™ PowerForce™ Multi-Insect Killer kills outdoor insects on contact. Keeping your yard and garden free of nuisance pests has never been easier.*

**PRECAUTIONARY STATEMENTS**

**CAUTION Hazards to Humans and Domestic Animals**

- Harmful if swallowed or inhaled.
- Causes eye irritation.
- Avoid contact with skin, eyes or clothing.
- Wash thoroughly with soap and water after handling.
- Food utensils, such as teaspoons and measuring cups, should not be used for food purposes after use with this insecticide.

**FIRST AID +**

IN THE CASE OF ACCIDENTAL...	IMMEDIATELY...
<b>SWALLOWING</b>	If the person is able to swallow: <ul style="list-style-type: none"> <li>• Have them sip 1 to 2 glasses of water.</li> <li>• Call a doctor or poison control center for further treatment advice.</li> </ul>
<b>CONTACT WITH EYES</b>	<ul style="list-style-type: none"> <li>• Hold eye open and rinse slowly and gently with water.</li> <li>• Continue to rinse eye for 10 to 15 minutes.</li> <li>• Call a doctor if irritation persists.</li> </ul>
<b>INHALATION</b>	<ul style="list-style-type: none"> <li>• If breathing is affected, move person to fresh air.</li> <li>• Contact doctor or poison control center for further treatment advice.</li> <li>• If not breathing, call an ambulance and give artificial respiration.</li> </ul>

**NOTE:** When calling poison control center, have this product label accessible. If seeking treatment at an emergency room or doctor's office, bring this product label to show medical personnel.

**For medical emergency information, you may call toll-free 1-877-229-3763.**

Active Ingredient: Cyfluthrin (CAS# 68359-37-5)

**ENVIRONMENTAL HAZARDS**

- This pesticide is highly toxic to fish. Do not apply directly to water.
- Do not contaminate water when cleaning equipment or disposing of equipment washwater or rinsate.
- This pesticide is highly toxic to bees. Do not apply PowerForce™ Multi-Insect Killer when bees are active.
- Apply this product only as specified on this label.

**NOTICE:** Research and testing have determined that the "Directions For Use" are appropriate for the proper use of Bayer Advanced Garden™ PowerForce™ Multi-Insect Killer Concentrate under expected conditions. The Buyer assumes responsibility for lack of performance or safety if not used according to the directions.

**Money Back Guarantee:** If you are not satisfied with this product, we will gladly refund your original purchase price.

©2001 Bayer Advanced LLC  
Distributed by: Bayer Advanced LLC  
1500 Urban Center Drive  
Birmingham, AL 35242

EPA Reg. No. 3125-502-72155  
EPA Est. No indicated by 2nd and 3rd digits of the batch number on this package.  
(65) = 432-TX-1 (39) = 58996-MO-1  
(01) = 3125-MO-1 (84) = 1386-OH-1

**Bayer** and are registered trademarks of Bayer AG

Made in USA

PRESS TO RESEAL

919005 R.3